

First Eagle Global Fund

As of March 31, 2012

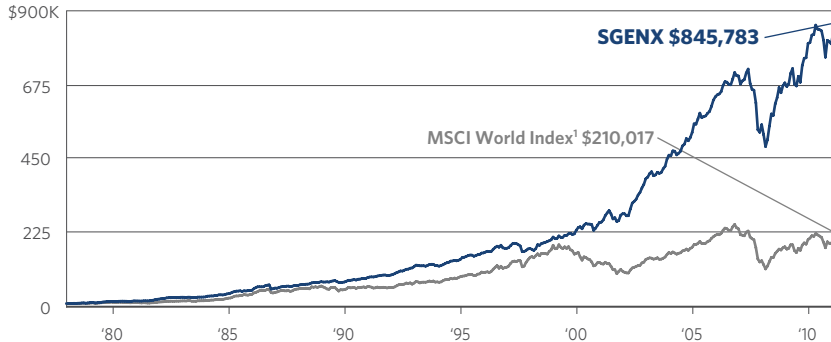
Investment Objective

Seeks long-term growth of capital by investing in a range of asset classes from markets in the United States and around the world.

Average Annual Returns

	Class A (SGENX) 01/01/79* (Inception)		Class C (FESGX) 06/05/00 (Inception)	Class I (SGIIX) 07/31/98 (Inception)	MSCI World Index 01/01/79
	W/OUT SALES CHARGE	W/ SALES CHARGE	W/ SALES CHARGE	W/OUT SALES CHARGE	
YTD	8.62%	3.20%	7.42%	8.68%	11.56%
1 Year	4.89	-0.35	3.11	5.16	0.56
3 Years	19.54	17.52	18.65	19.84	20.24
5 Years	5.83	4.75	5.04	6.10	-0.70
10 Years	12.09	11.52	11.25	12.37	4.72
Since Inception	14.28	14.15	11.73	12.23	9.59
Expense Ratio	1.13%		1.88%	0.88%	

Growth of \$10,000 Since Inception



Results shown are since 01/01/1979.* This chart illustrates a hypothetical \$10,000 investment in Class A Shares without the effect of sales charges and assumes all distributions have been reinvested and if sales charge was included values would be lower.

The performance data quoted herein represents past performance and does not guarantee future results. Market volatility can dramatically impact the fund's short-term performance. Current performance and expense ratios may differ from figures shown. For performance data current to the most recent month end, please call First Eagle Funds at 800.334.2143 or visit us at firsteaglefunds.com. The average annual returns are historical and reflect changes in share price, reinvested dividends and are net of expenses. "With sales charge" performance for Class A Shares gives effect to the deduction of the maximum sales charge of 3.75% for periods prior to March 1, 2000, and of 5.00% thereafter. The average annual returns for Class C Shares reflect a CDSC (contingent deferred sales charge) of 1.00% in the year-to-date and first year only. Class I Shares require \$1MM minimum investment and are offered without sales charge. Operating expenses reflect the Fund's total annual operating expenses for the share class as of the Fund's most current prospectus, including management fees and other expenses. *Commencement of management by Jean-Marie Eveillard. Mr. Eveillard transitioned to Senior Adviser on March 26, 2009, a position he also held from January 2005 to March 2007, and continues to be a member of First Eagle Funds' Board of Trustees and a Senior Vice President of First Eagle Investment Management, LLC. The Fund commenced operation April 28, 1970. Performance for periods prior to January 1, 2000 occurred while Mr. Eveillard was affiliated with another firm. 1 The MSCI World Index is a widely followed, unmanaged group of stocks from 23 international markets and is not available for purchase. The index provides total returns in U.S. dollars with net dividends reinvested. 2 Beta is a measure of the fund's volatility (risk) relative to the overall market. The higher the fund's Beta, the more the fund price is expected to change in response to a given change in the value of the market. 3-4 Please see footnotes on page 2. 5 ©2012 Morningstar, Inc. All Rights Reserved. The information contained herein: (1) is proprietary to Morningstar; (2) may not be copied or distributed; and (3) is not warranted to be accurate, complete or timely. Neither Morningstar nor its content providers are responsible for any damages or losses arising from any use of this information. Past performance is no guarantee of future results. The Overall Morningstar Rating™ for a fund is derived from a weighted average of the performance figures associated with its three-, five- and ten-year (if applicable) Morningstar Rating metrics. Ratings are relative to a peer group and do not necessarily mean that the fund had high total returns. For each fund with at least a 3-year history, Morningstar calculates a Morningstar Rating™ based on a Morningstar Risk-Adjusted Return measure that accounts for variation in a fund's monthly performance (including the effects of sales charges, loads and redemption fees), placing more emphasis on downward variations and rewarding consistent performance. The top 10% of funds in each category receive 5 stars, the next 22.5% receive 4 stars, the next 35% receive 3 stars, the next 22.5% receive 2 stars and the bottom 10% receive 1 star. (Each share class is counted as a fraction of one fund within this scale and rated separately, which may cause slight variations in the distribution percentages.) First Eagle Global Fund was rated against the following numbers of U.S.-domiciled world allocation funds over the following time periods: 230 funds in the last three years, 148 over the past five years and 72 funds over the past ten years. With respect to these world allocation funds as of the time period referenced above, First Eagle Global Fund received a Morningstar Rating of five stars overall and for the 10-year period, and four stars for the 3- and 5-year periods. The Morningstar Rating is for the A share class only; other classes may have different performance characteristics. There are risks associated with investing in funds that invest in securities of foreign countries, such as erratic market conditions, economic and political instability and fluctuations in currency exchange rates. Investment in gold and gold related investments present certain risks, and returns on gold related investments have traditionally been more volatile than investments in broader equity or debt markets. 6 Lipper, a wholly owned subsidiary of Reuters, is a leading global provider of mutual fund information and analysis to fund companies, financial intermediaries and media organizations.

Portfolio Management

Matthew McLennan, CFA
Abhay Deshpande, CFA
Kimball Brooker, Jr.

Portfolio Characteristics

Class A	SGENX
Class C	FESGX
Class I	SGIIX
Inception	01/01/79*
Net Assets	\$35,108 MM
Number of Companies	159
Weighted Average Market Cap	\$34,326MM
Median Market Cap	\$7,295MM
3-Year Beta ² vs. MSCI World Index	0.68
3-Year Standard Deviation ³	12.48
Turnover ⁴	11.57%

Morningstar Rating™

Category: World Allocation

★★★★★ Class A shares rated five stars overall by Morningstar among 230 World Allocation funds for the 3-, 5- and 10-year periods ended 03/31/2012. The Overall Morningstar Rating for First Eagle Global Fund is derived from a weighted average of the performance figures associated with its 3-, 5- and 10-year Morningstar Rating metrics.⁵

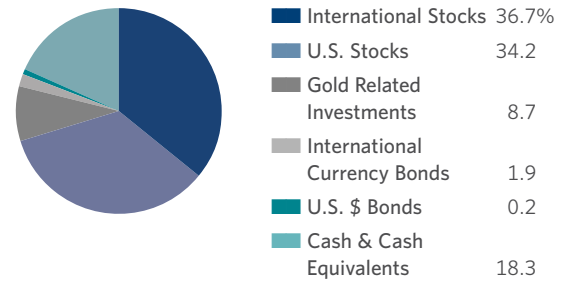
Lipper Classification

Global Flexible⁶

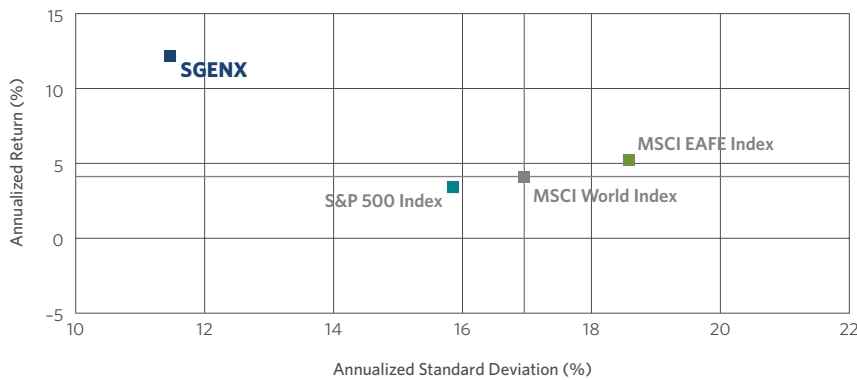
Top 10 Holdings⁷

Gold Bullion	5.0%	Fanuc Ltd. JPN	1.5%
Cisco Systems Inc. U.S.	1.9	Comcast Corp. U.S.	1.5
Secom Co. Ltd. JPN	1.6	Cintas Corp. U.S.	1.5
Microsoft Corp. U.S.	1.6	Shimano Inc. JPN	1.3
Sysco Corp. U.S.	1.5	HeidelbergCement AG GER	1.3
		Total as % of Net Assets	18.7%

Allocation By Asset Class

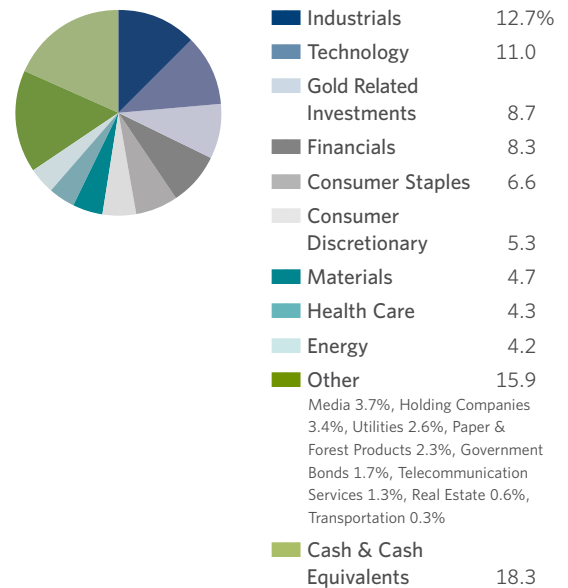


10 Year Risk vs. Return⁸



Results shown are since 03/31/2002. This chart illustrates risk and return data for Class A Shares without the effect of sales charges and assumes all distributions have been reinvested and if sales charge was included values would be lower.

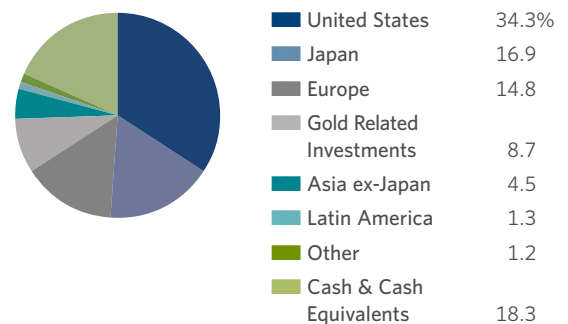
Allocation By Sector



Calendar Year Returns

	Class A (SGENX)	MSCI World Index		Class A (SGENX)	MSCI World Index
1979	24.11%	10.95%	1996	13.64%	13.48%
1980	31.66	25.67	1997	8.54	15.76
1981	8.00	-4.79	1998	-0.26	24.34
1982	31.56	9.71	1999	19.56	24.93
1983	24.03	21.93	2000	9.72	-13.18
1984	2.86	4.72	2001	10.21	-16.82
1985	32.71	40.56	2002	10.23	-19.89
1986	25.02	41.89	2003	37.64	33.11
1987	13.76	16.16	2004	18.37	14.72
1988	14.15	23.29	2005	14.91	9.49
1989	17.21	16.61	2006	20.50	20.07
1990	-1.30	-17.02	2007	9.90	9.04
1991	17.93	18.28	2008	-21.06	-40.71
1992	8.41	-5.23	2009	22.91	29.99
1993	26.15	22.50	2010	17.58	11.76
1994	2.52	5.08	2011	-0.19	-5.54
1995	15.24	20.72			

Allocation By Region



Performance information is for Class A Shares without the effect of sales charges and assumes all distributions have been reinvested and if sales charge was included values would be lower.

³ Standard deviation is a statistical measure of how returns over time have varied from the mean. A lower number signifies lower volatility. ⁴ Year ended October 31, 2011. ⁷ Portfolio holdings are subject to change and should not be considered a recommendation to buy or sell securities. Current and future portfolio holdings are subject to risk. ⁸ The MSCI EAFE Index is a total return index, reported in U.S. dollars, based on share prices and reinvested net dividends of approximately 1,100 companies from 21 countries and is not available for purchase. The Standard & Poor's 500 Index is a widely recognized unmanaged index including a representative sample of 500 leading companies in leading sectors of the U.S. economy and is not available for purchase. Although the Standard & Poor's 500 Index focuses on the large-cap segment of the market, with approximately 75% coverage of U.S. equities, it is also considered a proxy for the total market. **Investors should consider the investment objectives, risks, charges, and expenses of a fund carefully before investing. The prospectus and summary prospectus contain this and other information about the fund, and may be obtained by contacting your financial adviser, visiting our website at firsteaglefunds.com or calling us at 800.334.2143. Please read the prospectus carefully before investing. Investments are not FDIC insured or bank guaranteed, and may lose value.**