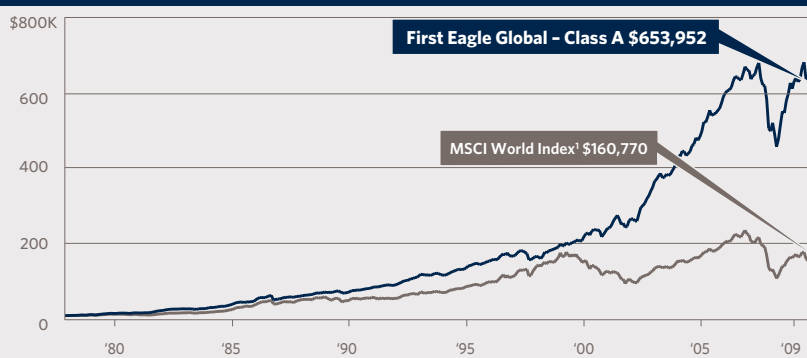


## INVESTMENT OBJECTIVE

First Eagle Global Fund seeks long-term growth of capital by investing in a range of asset classes from markets in the United States and around the world. This truly global fund is managed with a highly disciplined, bottom-up, value-oriented style that may help to minimize risk.

## Growth of \$10,000 Since Inception



Results shown are since 01/01/1979\*. This chart illustrates a hypothetical \$10,000 investment in Class A Shares without the effect of sales charges and assumes all distributions have been reinvested and if sales charge was included values would be lower.

## Average Annual Returns

	CLASS A (SGENX) 01/01/79* (Inception)		CLASS C (FESGX) 06/05/00 (Inception)	CLASS I (SGIIX) 07/31/98 (Inception)	MSCI WORLD INDEX 01/01/79
	W/OUT SALES CHARGE	W/ SALES CHARGE	W/ SALES CHARGE	W/OUT SALES CHARGE	
YTD	-1.43%	-6.35%	-2.78%	-1.30%	-9.84%
1 Year	15.39	9.62	13.49	15.68	10.20
3 Years	-0.58	-2.27	-1.33	-0.33	-11.46
5 Years	7.25	6.16	6.45	7.52	0.06
10 Years	11.94	11.36	11.10	12.21	-1.02
Since Inception	14.19	14.05	11.17	11.64	9.22
Expense Ratio	1.19%		1.94%	0.94%	

## Portfolio Data

Inception	04/28/1970
Net Assets	\$20,756MM
Class A	SGENX
Class C	FESGX
Class I	SGIIX

## Portfolio Management

Matthew McLennan, CFA  
Abhay Deshpande, CFA  
Jean-Marie Eveillard, Senior Adviser

## Morningstar Rating™

Category: World Allocation

★★★★ Class A Shares rated four stars overall by Morningstar among 157 World Allocation funds for the 3-, 5- and 10-year periods ended 06/30/2010. The Overall Morningstar Rating for First Eagle Global Fund is derived from a weighted average of the performance figures associated with its 3-, 5- and 10-year Morningstar Rating metrics.<sup>2</sup>

## Lipper Classification

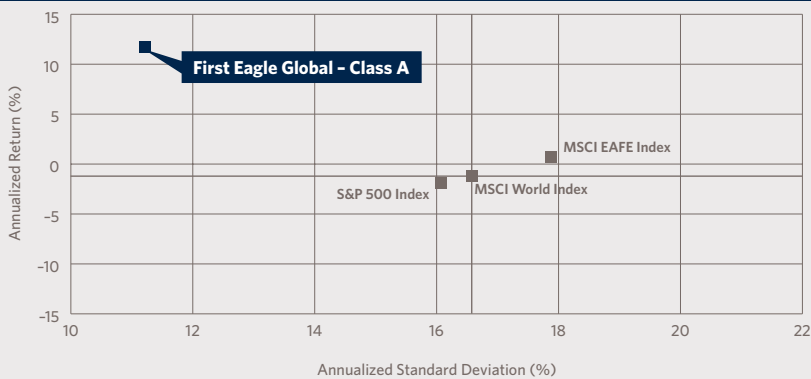
Global Flexible<sup>3</sup>



First Eagle Global  
Best Global Flexible Fund  
**2010 Lipper Fund Award<sup>4</sup>**

The performance data quoted herein represents past performance and does not guarantee future results. Market volatility can dramatically impact the fund's short-term performance. Current performance and expense ratios may differ from figures shown. For performance data current to the most recent month end, please call First Eagle Funds at 800.334.2143 or visit us at [firsteaglefunds.com](http://firsteaglefunds.com). The average annual returns are historical and reflect changes in share price, reinvested dividends and are net of expenses. "With sales charge" performance for Class A Shares gives effect to the deduction of the maximum sales charge of 3.75% for periods prior to March 1, 2000, and of 5.00% thereafter. The average annual returns for Class C Shares reflect a CDSC (contingent deferred sales charge) of 1.00% in the year-to-date and first year only. Class I Shares require \$1MM minimum investment and are offered without sales charge. Operating expenses reflect the Fund's total annual operating expenses for the share class as of the Fund's most current prospectus, including management fees and other expenses. \*Commencement of management by Jean-Marie Eveillard. Mr. Eveillard transitioned to Senior Adviser on March 26, 2009, a position he also held from January 2005 to March 2007, and continues to be a member of First Eagle Funds' Board of Trustees and a Senior Vice President of First Eagle Investment Management, LLC. The Fund commenced operation April 28, 1970. Performance for periods prior to January 1, 2000 occurred while Mr. Eveillard was affiliated with another firm. <sup>1</sup> The MSCI World Index is a widely followed, unmanaged group of stocks from 23 international markets and is not available for purchase. The index provides total returns in U.S. dollars with net dividends reinvested. <sup>2</sup> ©2010 Morningstar, Inc. All Rights Reserved. The information contained herein: (1) is proprietary to Morningstar; (2) may not be copied or distributed; and (3) is not warranted to be accurate, complete or timely. Neither Morningstar nor its content providers are responsible for any damages or losses arising from any use of this information. Past performance is no guarantee of future results. Please see footnotes on page 2 for further information. <sup>3</sup> Lipper, a wholly owned subsidiary of Reuters, is a leading global provider of mutual fund information and analysis to fund companies, financial intermediaries and media organizations. <sup>4</sup> 2010 Best Global Flexible Fund is based on the five- and ten-year risk-adjusted performance among 33 and 21 eligible global flexible funds, respectively, for the period ended Dec. 31, 2009. Classification averages are calculated with all eligible share classes for each eligible classification. The calculation periods extend over 36, 60, and 120 months. The highest Lipper Leader for Consistent Return (Effective Return) value within each eligible classification determines the fund classification winner over three, five, or ten years. Although Lipper makes reasonable efforts to ensure the accuracy and reliability of the data contained herein, the accuracy is not guaranteed by Lipper. This is not an offer to buy or sell securities. Additional information is available at [www.lipperweb.com](http://www.lipperweb.com). Lipper leader ratings copyright 2010, Reuters, All Rights Reserved.

10 Year Risk vs. Return<sup>5</sup>



Results shown are since 06/30/2000. This chart illustrates risk and return data for Class A Shares without the effect of sales charges and assumes all distributions have been reinvested and if sales charge was included values would be lower.

Calendar Year Returns

	FIRST EAGLE GLOBAL	MSCI WORLD INDEX		FIRST EAGLE GLOBAL	MSCI WORLD INDEX
1979*	24.11%	10.95%	1995	15.24%	20.72%
1980	31.66	25.67	1996	13.64	13.48
1981	8.00	-4.79	1997	8.54	15.76
1982	31.56	9.71	1998	-0.26	24.34
1983	24.03	21.93	1999	19.56	24.93
1984	2.86	4.72	2000	9.72	-13.18
1985	32.71	40.56	2001	10.21	-16.82
1986	25.02	41.89	2002	10.23	-19.89
1987	13.76	16.16	2003	37.64	33.11
1988	14.15	23.29	2004	18.37	14.72
1989	17.21	16.61	2005	14.91	9.49
1990	-1.30	-17.02	2006	20.50	20.07
1991	17.93	18.28	2007	9.90	9.04
1992	8.41	-5.23	2008	-21.06	-40.71
1993	26.15	22.50	2009	22.91	29.99
1994	2.52	5.08			

Performance information is for Class A Shares without the effect of sales charges and assumes all distributions have been reinvested and if sales charge was included values would be lower.

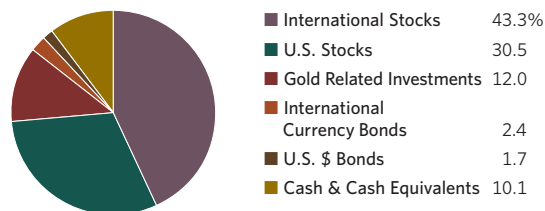
Top 10 Holdings<sup>9</sup>

Gold Bullion	7.1%	Keyence Corp.   JPN	1.8%
Secom Co. Ltd.   JPN	2.2	American Express Co.   U.S.	1.5
SMC Corp.   JPN	1.9	Cintas Corp.   U.S.	1.5
Fanuc Ltd.   JPN	1.9	Shimano Inc.   JPN	1.5
Berkshire Hathaway Inc.   U.S.	1.8	Gold Fields Ltd. ADR   S. AFR	1.5
<b>Total as % of Net Assets</b>		<b>22.7%</b>	

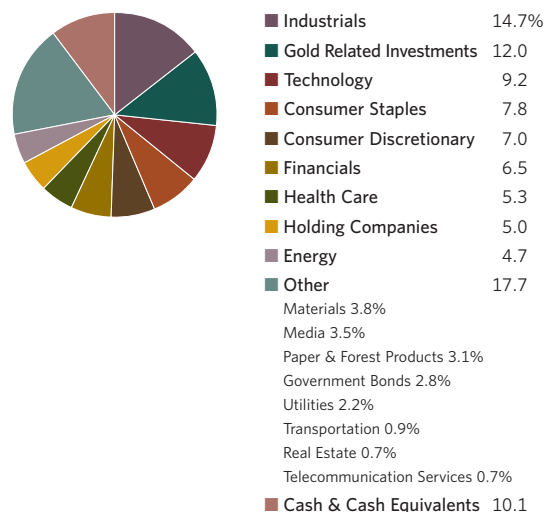
Portfolio Characteristics

Number of Companies	153
Weighted Average Market Cap	\$24,221MM
Median Market Cap	\$4,058MM
3-Year Beta <sup>6</sup> vs. MSCI World Index	0.66
3-Year Standard Deviation <sup>7</sup>	15.17
Turnover <sup>8</sup>	12.52%

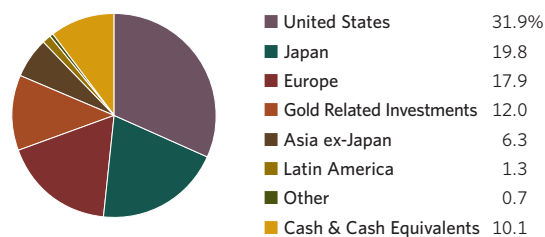
Allocation by Asset Class



Allocation by Sector



Allocation by Region



2 (continued) The Overall Morningstar Rating™ for a fund is derived from a weighted average of the performance figures associated with its three-, five- and ten-year (if applicable) Morningstar Rating metrics. Ratings are relative to a peer group and do not necessarily mean that the fund had high total returns. For each fund with at least a 3-year history, Morningstar calculates a Morningstar Rating™ based on a Morningstar Risk-Adjusted Return measure that accounts for variation in a fund's monthly performance (including the effects of sales charges, loads and redemption fees), placing more emphasis on downward variations and rewarding consistent performance. The top 10% of funds in each category receive 5 stars, the next 22.5% receive 4 stars, the next 35% receive 3 stars, the next 22.5% receive 2 stars and the bottom 10% receive 1 star. (Each share class is counted as a fraction of one fund within this scale and rated separately, which may cause slight variations in the distribution percentages.) First Eagle Global Fund was rated against the following numbers of U.S.-domiciled world allocation funds over the following time periods: 157 funds in the last three years, 99 funds over the past five years and 50 funds over the past ten years. With respect to these world allocation funds as of the time period referenced above, First Eagle Global Fund received a Morningstar Rating of four stars overall and for the 5-year period, three stars for the 3-year period and five stars for the 10-year period. The Morningstar Rating is for the A share class only; other classes may have different performance characteristics. There are risks associated with investing in funds that invest in securities of foreign countries, such as erratic market conditions, economic and political instability and fluctuations in currency exchange rates. Investment in gold and gold related investments present certain risks, and returns on gold related investments have traditionally been more volatile than investments in broader equity or debt markets. \*Commencement of management by Jean-Marie Eveillard. The Fund commenced operation April 28, 1970. 5 The MSCI EAFE Index is a total return index, reported in U.S. dollars, based on share prices and reinvested net dividends of approximately 1,100 companies from 21 countries and is not available for purchase. The Standard & Poor's 500 Index is a widely recognized unmanaged index including a representative sample of 500 leading companies in leading sectors of the U.S. economy and is not available for purchase. Although the Standard & Poor's 500 Index focuses on the large-cap segment of the market, with approximately 75% coverage of U.S. equities, it is also considered a proxy for the total market. 6 Beta is a measure of the fund's volatility (risk) relative to the overall market. The higher the fund's Beta, the more the fund price is expected to change in response to a given change in the value of the market. 7 Standard deviation is a statistical measure of how returns over time have varied from the mean. A lower number signifies lower volatility. 8 Year ended October 31, 2009. 9 Portfolio holdings are subject to change and should not be considered a recommendation to buy or sell securities. Current and future portfolio holdings are subject to risk. This fact sheet must be preceded or accompanied by a current prospectus. Investors should consider investment objectives, risks, charges and expenses carefully, which are detailed in our prospectus and summary prospectus and may be obtained by asking your financial adviser, visiting our website at firsteaglefunds.com or calling us at 800.334.2143. Please read our prospectus carefully before investing. For further information about the First Eagle Funds, please call 800.334.2143. Investments are not FDIC insured or bank guaranteed and may lose value. First Eagle Funds are offered by FEF Distributors, LLC, 1345 Avenue of the Americas, New York, NY 10105.